


# B-600/40


B-600/40 is a self suspended ceiling of sandwich construction and designed for easy and rapid installation with no connecting profiles.  
Self suspended up to 2700 mm.

**WEIGHT:**

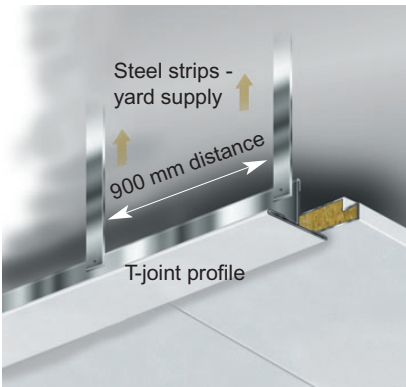
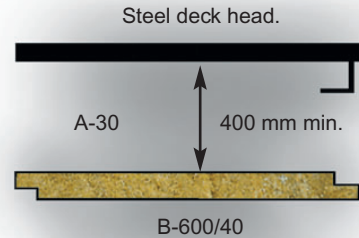
All weights are based on system weight, including all profiles.



Installation.



Clip-on profile to conceal rivets upon request



For rooms exceeding 3000 mm. (Also B-15)



Start/Stop element.

DESCRIPTION	B-600/40
Fire Class	B-15/A-30
Panel length	up to 2700 mm
Std. module width	300/600 mm
Special module width	100-700 mm
Thickness	40 mm
Weight	21.2 kg/m <sup>2</sup>
Sound reduction	R <sub>w</sub> =50 dB
Thermal Insulation	U=0.66 W/m <sup>2</sup> K
Application	Self suspended ceiling

WWW.NORAC.NO



0575

